

中国建材通讯

CHINA BUILDING MATERIALS MAGAZINE

CN


\$ # (\$ %



中國建材股份有限公司
China National Building Material Company Limited



从资本市场走来的



1. 2016
- 2.
- 3.
- 4.

Contents

2016

2- 3

101- 102



1

Ú / A

4

5

2016

6

2015

8



9

10

11

12

20



29

72

38

74

46

52

75

58

77

2016

8

64

" "

79

80

66



3 23

—

0.2

3 11

2016

2016

6



2015



3	28			2015				
	3	29						2015 25
			2015					
	2015							
			2.8					
7120			14.5					
6540		106		1003				25
	41					5.3%		
								"
						" "		" "
						" "		" "



3 3

2016

" "

" "

" "

" "

6 "

"

2015

2016

" "

2015

1320

160



3 19

"
"
"

"

"



3 7

“ ” “ ”




3 3

Poppinga

Peter Poppinga

Peter



Peter Poppinga

2015

Claudio Alves

Joao Mendes

Marcos Leite

Ferreira







20

6

80%

80%



1.3

13

4

20

120

1/3

2/3



23.5

1/2

TFT

0.2

30

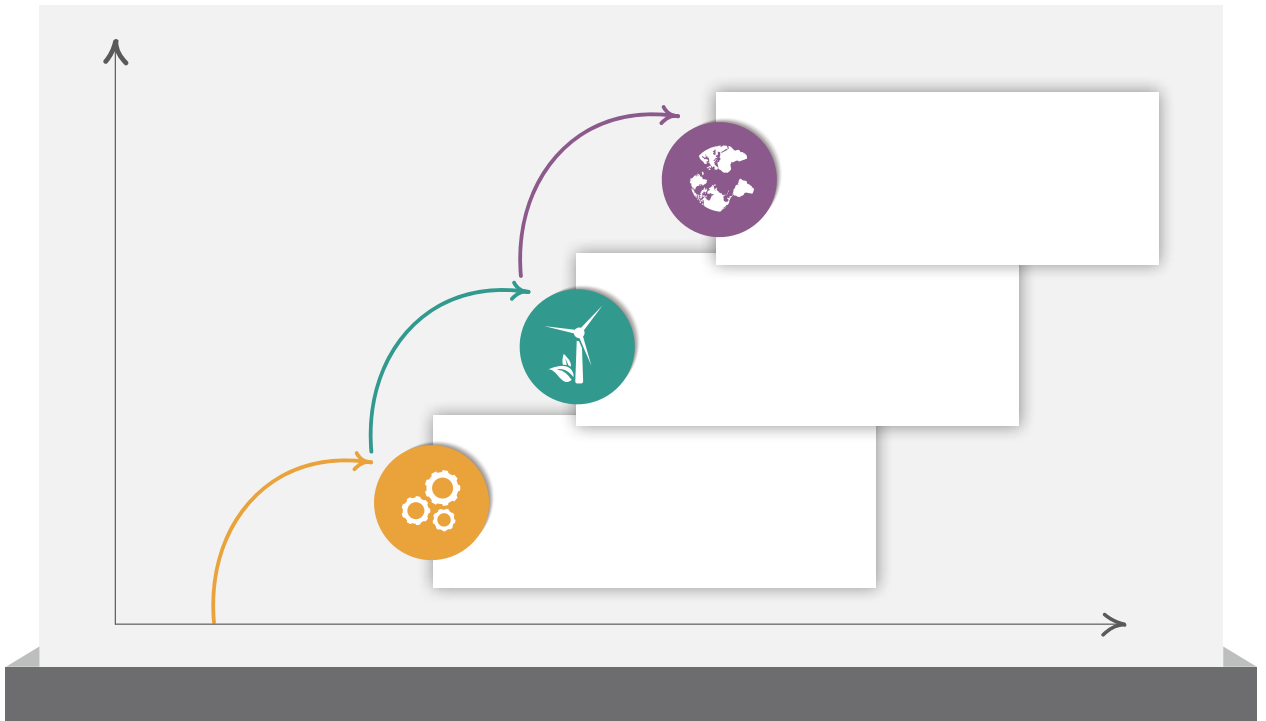
"

12

"

4.0

1.3



EPC

		2000	20	7
A			5	500
270				

24.8 40
35 2014 23.5
60% 40%
50%

2008 4

2009

2014 7 15



CIGS

Avancis

" 1+N"

" 1" ---
" N"

30

4

10

10





2014

2015

" 12+3"

"

"

" " " "





4.0

" "

3

70%

" "

2009

"

70%

" "

" "

" 10

70%



3.2
5000
2000

2500



70%

150



GDP

50%

3

GDP

67%

4 5

" "

"

"

" "



4000
100
100
1.2

70%



--

t

10
2006-2016

物列祝如

物列祝如

物列祝如



2006 3 23



2006 3 6



2005

A

A

10

10

10

"

"

12

"

"

.....2006 3
21

50 537
IPO
3 23 10 00

6

3.5 10
IPO

6

4

6 IPO 2006 3
"

" "

" Mission Impossible"

"




" "

" "

H

21

" "



2007 9 26

70%

HOLCIM

900

2007 9

500


" "


2011 9

5000

10

15%





				1.5
		150		T700 T800
				Avancis
		" "		"
			"	"
			" "	"
2000				
		3000		
		" "		
		20		
	110			
	E6 E7			" "



“ ”

”


— —

”

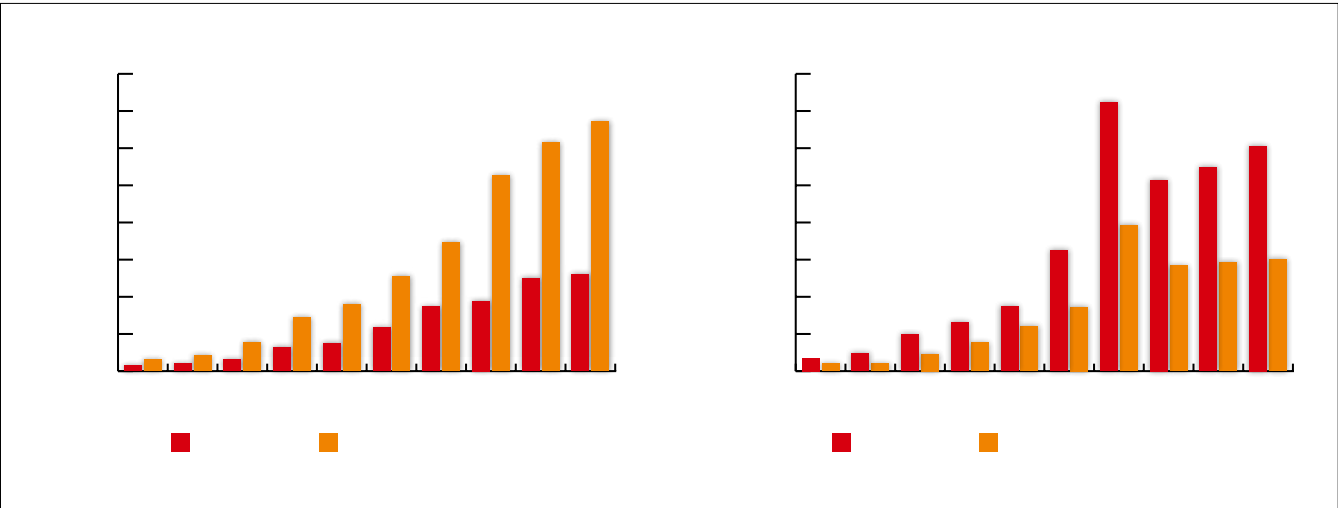
”



2011 10 25



2011 3 23



4.5
4
20
110
T700
2014
40%
37%
39%
43%
989%
50
50
1100

3.6
21
1.5
1
27%
" "
" "
2005 3
" "
" "
100 " " "

110

2009 2

75

H


100

2006 3

100

"

"



2007 4 9 " 07 "

2006



2011 12 15

" + "

2011

4

1000

" "

46.67%

53.33%

10

900

"

"

" "

10

" "

2005

15%

2015

58%

" 366"



2006 10

2007 5

2013

"

"



2509

150

2015

3327

1607

4

4

4



38.05

1.46

2011

1100

2008

"

"

“ ” “ ” “ ”

“ + ” “ ”

+ ” “ ”

”

”





2012 5

" + "

" "

2014 2

100%

10

2014

800

20%

2000

2.

" "

" "

2014 2

" "

A

1979

" "

" "

60%

2

50%

3.

" "

" "

2014

" "

" "

" "

2100

3.97%

2015

" 2014

2013

26% 74%

10

30

13

3

2014

1700

10

30%

5

EVA ()

30%

30%

1.

— —

" "

" "


" "

" "

" "

4. " "

2014 2015
APEC



2015

2014

64

1.

"

"

2.

24

80%

"

"

"

"

2014

2014

"

"

"

4.

"

"

2014

1100 /

"

"

40%

160g/m²

180g/m²

20g/

3.

2014

1913

2014

2.85

/

45.21%

5000

2009

"

"

3

12

7000

2015



2.

2014 8

104

4.

2014

"

50.2

1329.44

"

1.

10

"

14

300

850

47.78%

"

"

0.49%

5.

2015

3.01%

3.78%

3.

—

2014

2014

2014

2013



400

200-

100

2.

2014 2

2014 2

3.

10

0

2



2012 2013 329.7
58% 2014

90 2013


2000 2011 2013 24
12.17% 2014

2011 20.63 2013 24.8

2012 2015 23.48

4.9%

2015 33





32.5
50%

32.5

10% ~20%

18% ~25%

" "

2. " "

" "

" "

1.

2015

13.35

66.8%

“ ”

“ ”

“ ”

" "

" "

"

"

" "

3.

-

H

L





"

"

"

"

"

"

" "

“ ” “ ”



“ ”

“ ”

“ ”

“ ” “ ” “ ”

“ ”



2

QQ

1

QQ

2

1

3

3

" "

" "

"

"

3

"

"

2.

4

"

"

1.

"


"

3.

CEO

"

"



8

2015

10

2015



"	2015	118.61%
1113	55.65%	150.02%
"	"	

"	"	"	"	1989
"	"	"	"	1997
"	"	"	"	2003
"	"	"	"	

2014	"	KPI	2015	3000
			33.91%	

2003

2005

1.5

2006

4 16

2008

6

2013 " "

" "

12 7 1
5 192
130
68% 35 97
51%
55
4
" " 4 " "
1 75%
9 " " 16
60 " " 100% 5 " "

" "

" "



“ ”

“ ”

3

“

”

88

“ ”

74 12928
28.34

24 63
34 68
744
67%

"

"

" " " "

" "

" " " "

" "

" "

" " "

"

"

"

2-3

100 253
70



CTC
2014 5
CTC
CTC
2009
19 6 " " " "
14 " " " "
5 1400 CTC " 2012 2012
CTC " " CTC
CTC ISO13124:2011
2015 CTC
" " 500 4
5
" " " " " "
CTC
" CTC





.....

.....

" " "

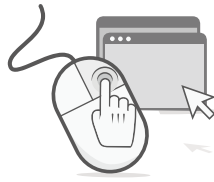
" "

"	"						70
		"			3		
		" "	"	"	7		
						1	
		"	"				
						2000	
					31		52
							126
					81.5		

" "

"

"



01

2016

3 1
2016

2015
2016

2015
2016




02

236 13

3 2 46
2016

" "

15





寻梦南方

2014 7 1

2 11

“

”

“

”

2015 7

“

”

“

”

“

”

7 8

9

10

11

“

”

“

”

“

”

!

.....



和創
諧新

乙未咏月張

希人書

主績

任效

