

CHINA BUILDING MATERIAL MAGAZINE

# 中国建材通讯

• 2018 4 127 •





## 宋志平：我的改革心路

新时代企业家的思考与实践



**中国建材集团有限公司**  
China National Building Material Group Co.,Ltd.





# Contents

2018 4 127



1

---

4

5

6

7

8

9

---



10

11

13

2017





26

44

31

46

10

35

" "

48

" "

38

" 1+N"

41

42

---

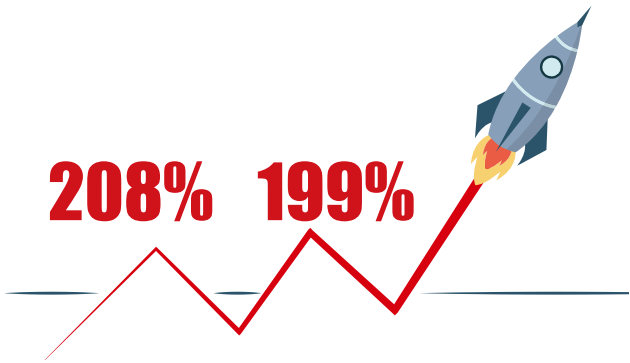




“ ”  
“ ”



# 2017



2018 “ ”

GDP 6.5%

2018

32.5

2017

2017

26%

2.89

18.2

145

570

17.5

199%

2017

32.2

2017

1276

8395

97

13%

2322

208%

1752

”

“

”

“

”

“

”

”

“

”

“

”

“

20

170





4 17

BIPV



4 10

500

“ ”

“ ”

21.8

2017

234

2017

116

2.55

2016 9

3

3000

5000

27





“ ”

^

” “ ± ±



2018

“


‘ ’

‘ ’

6

10

110



3000

13

“ ”

“ ”

“ ”

“ ”

“ ”

8

“ ”

2018

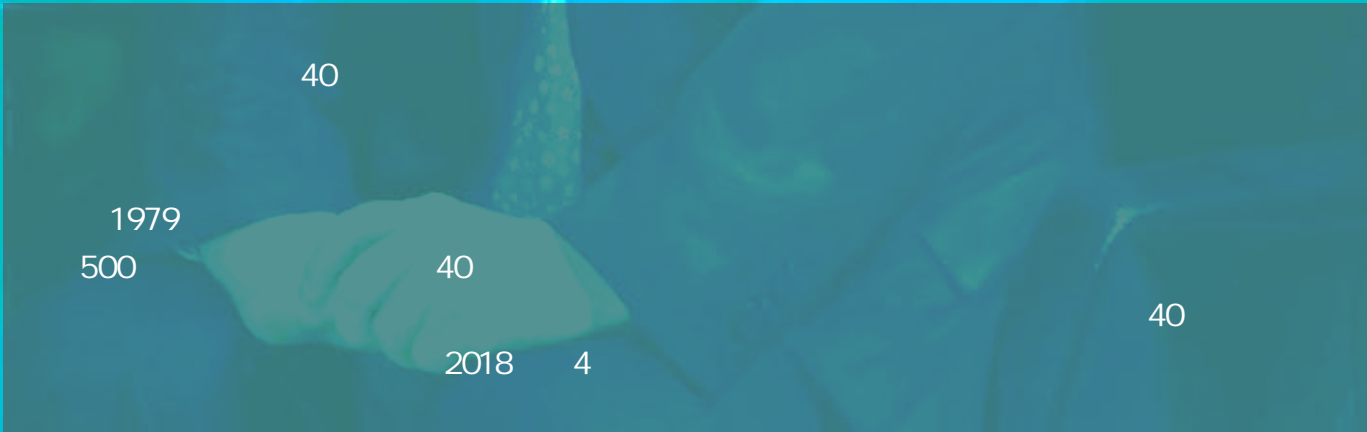
“ ”


“ ”

“ ”

2018 “

”







1979 8

1978

1978 12

1979 8

2017  
500

110

2018

23.4

70

15

15

20

3000

"

"

3

1978

40



1978 1979  
1000  
300



1980 40

9

1980



1990



30

60

60

" "

" "





1994 1250

10 1983

7

10

--

1980

.....

1985

2000

500

--



1983

24

" "

30

1992



3000



1993

1300

2000

600 700

"

"

1993 1 16

6

1991

1992

"

"

OK

"

"

1992

1993



400

4

10

6

1994

" 93

"

1978

1993

1997

20



"

"



1993

12

5 400

1993

1300

2000

1000

1993

" "



" "

14000

260

1995

20

" "

" "

" "

--

10

10

1



2000

10

--

1993

280

6





10

BNBM



PDC TOC

TOC 5S

1994



ISO 9002



90

3

12

1993

500

“

”

“

”





9

“ ”

“ ”

“ ” “ ”

“ ”









500


TFT







!



“ ”

“ ”

“ ”

2018 1

“

” 2017

“ ”

1500 2300


6

3

“

”





2017

40

10

"

"


G 2 -

2017

2017

54

333



ISO  
GB/T 34336- 2017

GB/T 35608-

2017

ISO/TC163/SC3/WG12  
ISO 20310  
ISO/TC163

GB/T34336-

2017  
GB/T 35608- 2017



//

//

40

25  
25  
25  
26.42%  
26.82%  
28.64%  
19.77%  
25.62%  
11.11%  
25



29  
141  
2013  
" "

168  
" "

2014  
2015 " " "

2012 37 2018



" 2025"

" " " " " "

ERP OA  
MES

.....

" " "

" "





“ ”

“ ”

“ 1+N ”

“ ”



“ ”

“ ”

“ ”

N

“ ”

W

“ ”

“ ”

“ ”

“ ” “ ” “ ”

“ ” “ ”

“ ”

“ ”

“ ”





G12

16

N

" " 333 "

" "

"

"

" "

" 1+N "

40

G12

11

8

4

80

"

"

1 "

" 1 "

" 1 "

" 10 "

" " " "

80

50

"

10

3 3

3 2016

252 181

5 13

11 9

68

87%

59

57%

ISO

ISO/163

39

142

1

3 11

" 1+N "

" "



250



...

...

...

...



— —

	2010	10				2017		
			"	"			"	"
			ERP					
ERP								
						178,991		
						142,944	80%	
			"	"				
			"	"				
	2016	6	"					
			"					
+"								
	2016	9						
			"					
								" " "
	2016	10						
			"	+	"			
	2016	10		"				
			"	"	+	"		
			"	+	"			
	2017	9		"				
			"			ITIL Foundation		
			2017			solidworks		

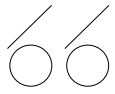


“ ”


“ ”

“

30  
40  
20  
— —



ITO



ITO 63 /  
1300 /

80%

ITO  
88%

AR  
ITO

ITO

ITO  
97%

TFT

TFT-LCD

"

"

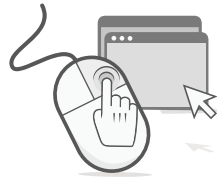
"

"

2.5D 3D

20

TN STN



01

4 11

2017 " "

4 17

5000







" " " "

# 世界

# 读书

# 读天下




2016



2017



2007



2017

