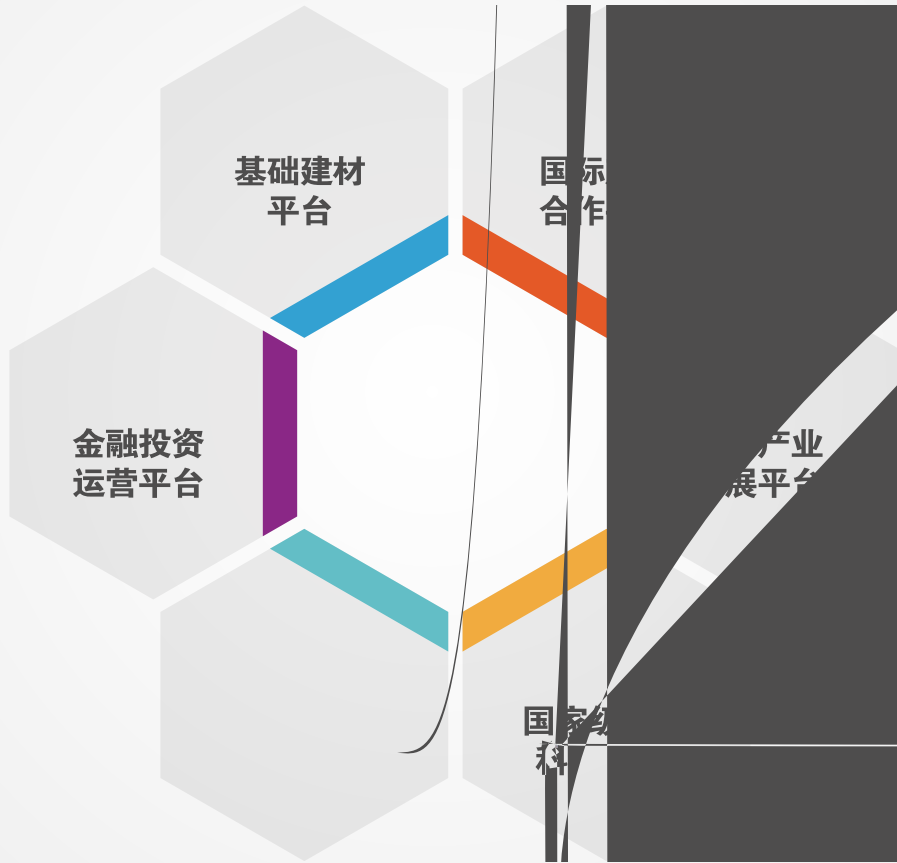






**中国建材集团有限公司**  
China National Building Material Group Co.,Ltd.




##

o

# Contents

2018 11 134



17 1  
2  
100036  
010- 68138037  
010- 68138057

---

zhgjctx@126.com 4  
5  
6  
7

10  
3000



8  
13  
18





120  
10

SINGULUS

AVANCIS

“ ”

172

3600

“

”

“

”

“

”

11 7


8

20









“ ”

”

“

“ ”



0.12

40%

2015 3

0.2

0.12



90 TFT-LCD  
 TFT-LCD  
 TFT

TFT-LCD  
 2010 12 29  
 4.5 0.5  
 2011 7 1 0.4

150t/d

20 70  
 1995  
 1953  
 2000

6000  
 6000

8

2013 9 8  
 10 0.3-1.1

0.5

2015 3 28 0.2


2016 4

2008 6

0.15 2018 4 0.12

3D


LED



0.1

4

10



0.12

2014 1

0.4

2006

5

60

2016

2016

2006

1047

30

2013

---

40



8

3

8.5 TFT



20G W



— — " "



2005

2014

20G W

Ahancis

5G W

15G W


Ahancis

Ahancis

Ahancis

CIGS  
Ahancis  
4.0

100



Ahancis

Ahancis

Ahancis

2014 8 23

Ahancis

20

6

2015 10

30%

200

100

300

12

7

GW

Ahancis

5

23%

40

18%

33%

18.2%

15%

Ahancis





2009

5MW

2014 5

2011 10

1

CTF Solar

2015

2009

12

ANTEC

CTF Solar

35%

55%

10%



2017 8 16

1.2 w1.6  
30

1.92

8

FirstSolar

2.67

7w24

1.2 w1.6  
30

1.92

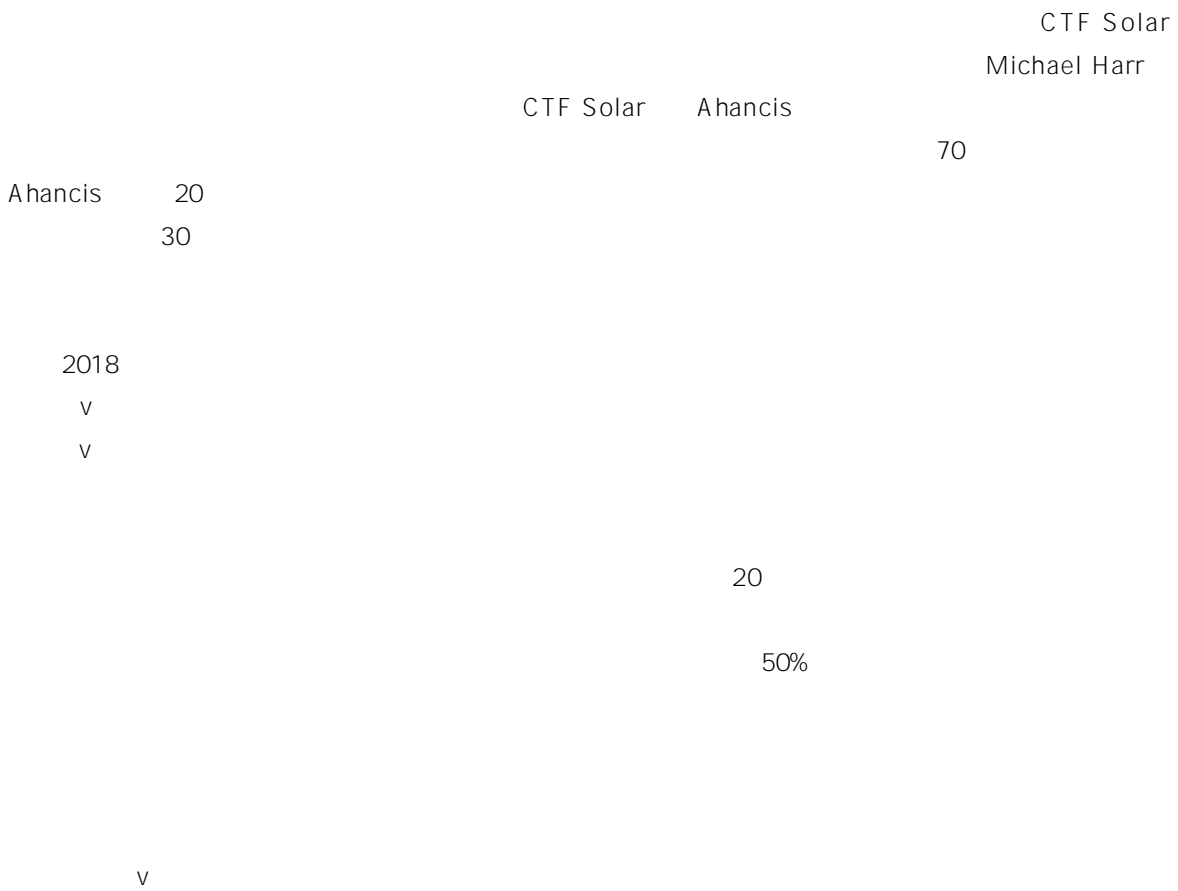
7w24

2009

2017

8

18





2.4

“

”

---



2017 8 30

2.4

10

2.4

2.4

2.4

---

2013

720

±

珺

Celgard

2010

2013 2014

1000

720

720

2015

CATL

CATL

珺

4

50

2013



10  
246

2.4

+BT

2016

映

0

.....

4000

2016

2017 8 13

24

36

2.4

200



1400

8 27

24

365

2.4



QC

QC

QC

A 10%  
10%  
A 80%  
90% 6  
SQE 90



2000



A

2017 8 30

2020

20

2017  
1130  
600


20

2011 2020

2020

BT

200 /







## ## #

2017 17000  
1200

20







30

“ ” “ ”

3      6      600

300

80%





7

10

c

(



S' # #'

'''

%

L L

S' # &

&


%

#(

&



4



" 156 "

" "

" "





1950

500#

36.1

5582

1954 9



1957 9 30

2000

1957 12 10



1958 4

12

83.1



1995 10

1988 5

" "

2010 8 29

" "

.....





2016 8 26

“ ”

.....

2018 5 22-23

“ ”



2014

2014 5

GOE Arish 2 5775

" "

2014

GOE Arish 2

2.7

5775 GOE Arish 2  
6000 GOE Beni Sgef 6

2014 7

2                                  2016 8  
 3                                  2016  
 11                                 GOE Arish

GOE Arish  
 2016 5

GOE Beni Sgef 6      6000

10.53  
 GOE Beni Sgef  
 120      Beni

“ ”

GOE Beni Sgef

GOE Beni Sgef

CDC  
GOE Beni Sgef

5

2

120

MIS

DCS

A

GOE Beni Sgef

11

9

24%

35

67%

85

GOE Beni Sgef

4

8000

220/11kV- 9j 45MVA

EPC 1+N

2018 6

14

11

GOE

Beni Sgef



100

5- 9

1

1- 2

1

4

3

50- 100

5- 7

1

1

3

3- 50

1

3- 5

1

2

3

3

2

16



4

1

1

" "



1

1

32  
56

1

1

4

2

1

1

" "



" "

2

8

1

1

1

1

1-2

1

" "

1


1

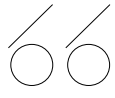
" "

1



— —





5 16  
50

40

90

Marina  
380

300

2008



15

2011

2011

2013

“

”

.....

2015

11

2016

11

11

11

®

80%  
50%

\

R

Q

«

2007

11



//

//

— —

) #

%

% \*(

&

3333

#

#

3333

\$

£

\* &



— —

S''''

#%

#/%%

(,%'

),%'

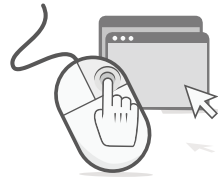
#',%'

#),%'

),&

S& \*'

#S,"''



01

1

03

" "

CEO

02

48

04

" 19  
"



31

19

19

07

600

AKIJ

600

08

IECRE

T† VNORD

05

" "

Sinoma59.5D  
IECRE

IECRE

09

"

"

2018

10

6200

06

" 2018  
100 "

11

SOLID

2018

100

2018

12

SOLID

100



\*%

+

S"

\$ / fi

\*%

%

#% # )





