

# 中国建材通讯

• 2019 3 138 •

## 中国建材：

中国建材集团与法孚集团签署合作协议

坚定信心再出发


做好供给侧结构性改革这场硬仗

中国建材集团年产2.4亿平方米

# 为



**中国建材集团有限公司**  
China National Building Material Group Co.,Ltd.



---

S" #+

&\* " "


S" #\*

S" #\*

S&S

# Contents

2019 3 138



1

4

5

6

7

8

9

10


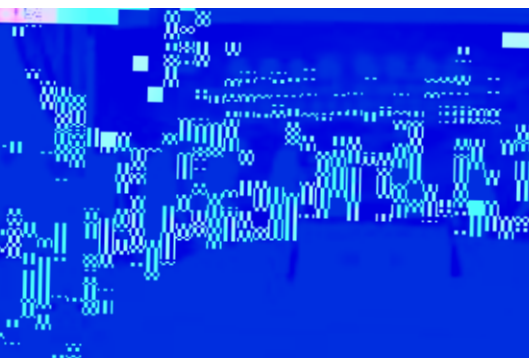
11

2019

2018

4800

12



20

40 1958 2018

23

46

9

30

48

2.4

34

“ ”

38



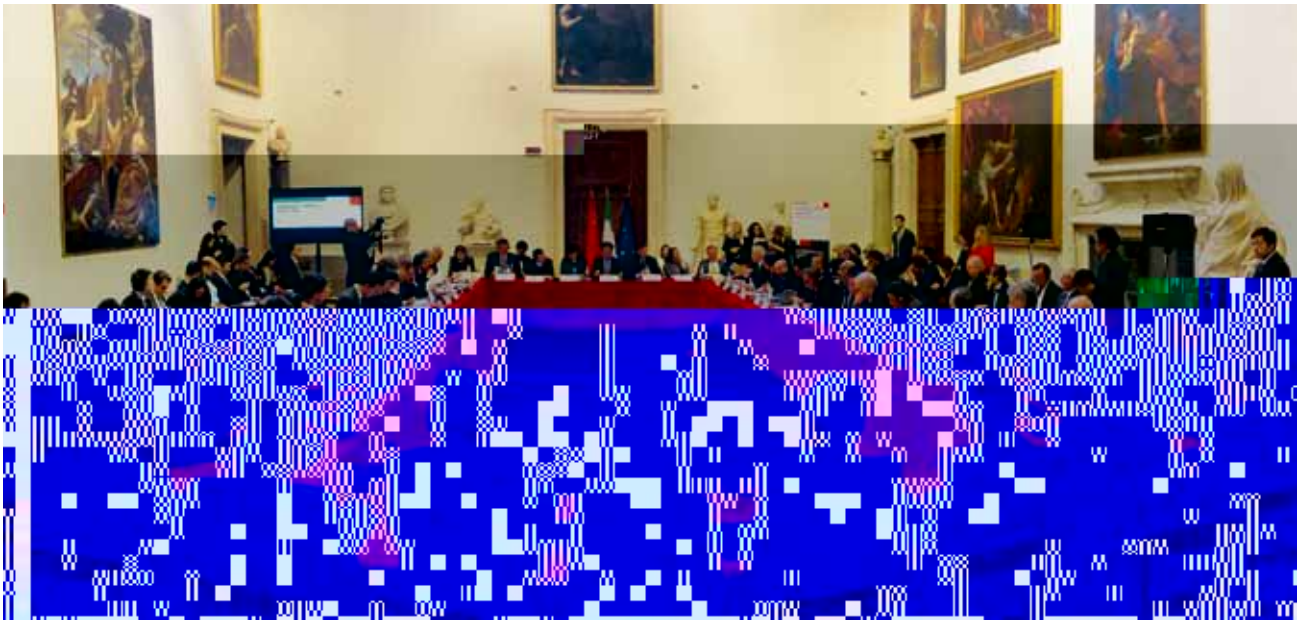
55

Romain Soubeyran

“ ”

EPC





” EPC 70% 400 “  
“ ”



38

72

10

“ ”



“

”

“

”

CO<sub>2</sub>

”

IFC

MGA

“

”

“

”

VCA

10

38

72

“

”

2018

IFC

IFC

VCA

VCA

2018

41

“

”

CO<sub>2</sub>25

CO<sub>2</sub>





2018





“ ” “ ”

“ ”

2019

“ 335 ” “ ”



# 2018

2018

“ ” 2018

807 2190 63.3% 18.9% 203.6 44.9%

HK3323 2018 18.4 68.8% 3.8 2018

485 92.1% 2018

203.6 44.9%

2018

807

63.3%

“ ” 2018

2019

“ ”

GDP6% 6.5%

2018

“ ” 2018

2190 18.9% 203.6

44.9%

80.7

63.3%

3.7

95.9%

3528

18.7

8040MW

218

341

2018

2018

2019

“

”

“

”

“

”

“ + ”

“ ”

2018

100

2018

130.6%

4800

“

”

“

”



4800

AGM

AGM

4800

“

”

13

“

”

“

”

“

”





— —

2018

---

3 5

6.5%

6% -

16%

13%

8000

1.8

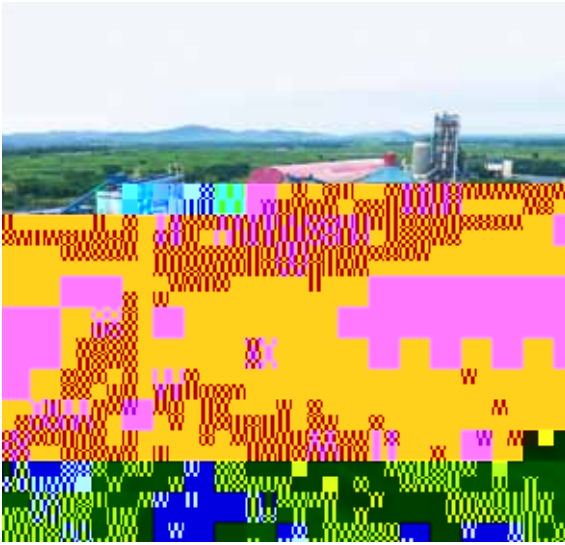
5776

400

o







2018  
5.3%

22.1

70

2018

GDP 6.6%  
GDP 1

2019

90

S" #+

14

40

2018

2019

21



# 2





4.0

“

”

115  
30

64

“ +”

3

2009

10

2015



+ +

32.5

+ +

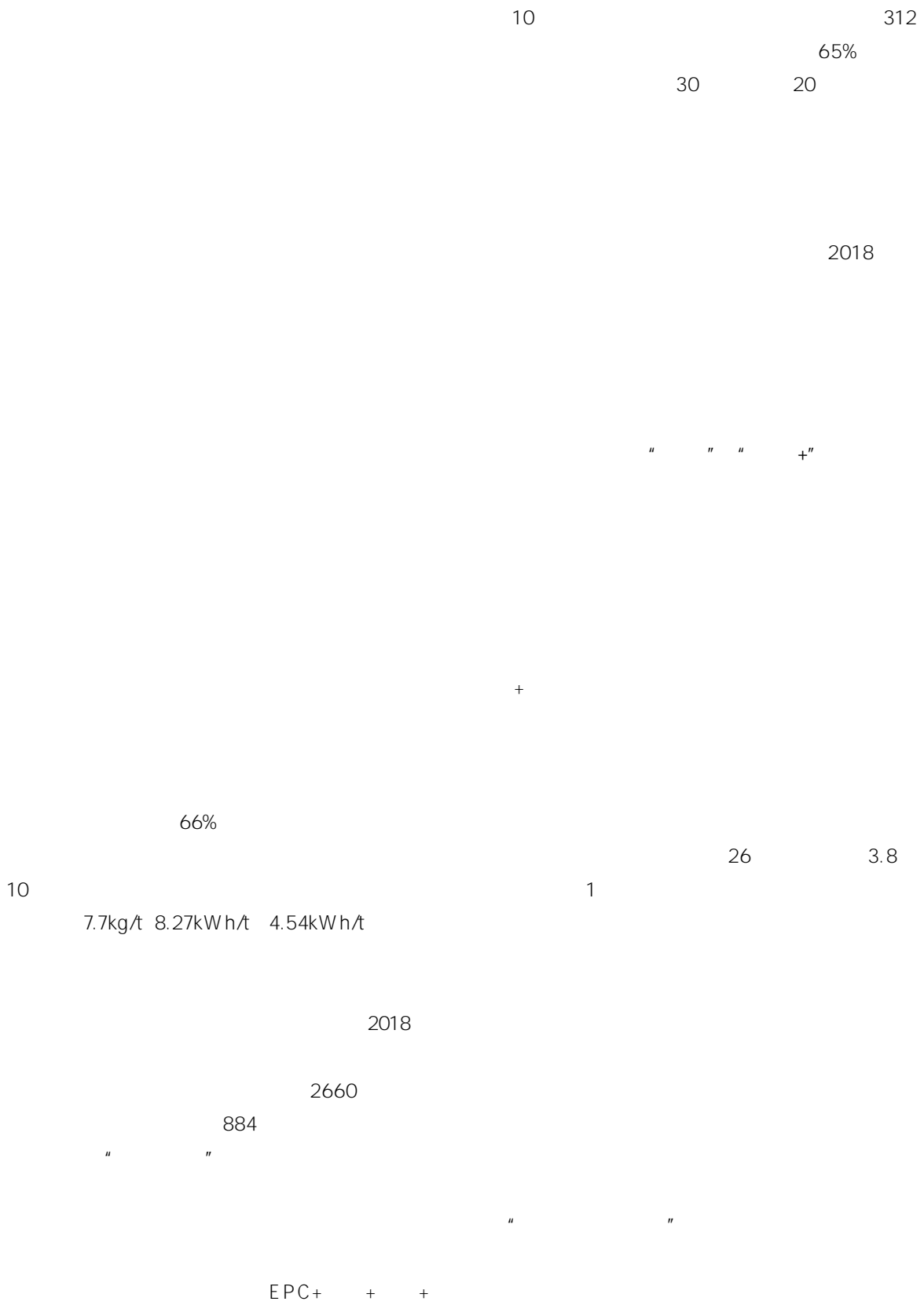
50

90

45

0.5

20





"

"

---



21

"

"

90%

21

50

60


2007

T300

2017

9

SYT55 T800

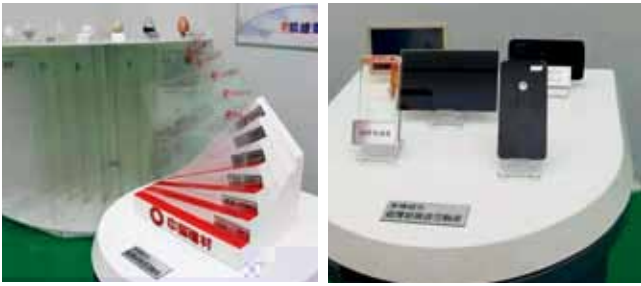


2018 2

T1000

.....





		2015	3	28	0.2
			2016	4	0.15
2018	4	0.12			0.1

0.5



Avancis Avancis

4.0

100



2015 10

Avancis

30%

100

3 5

20GW

15GW

5GW












2007 10 2013 30%  
5000t/d 2007 9MW 2012  
180

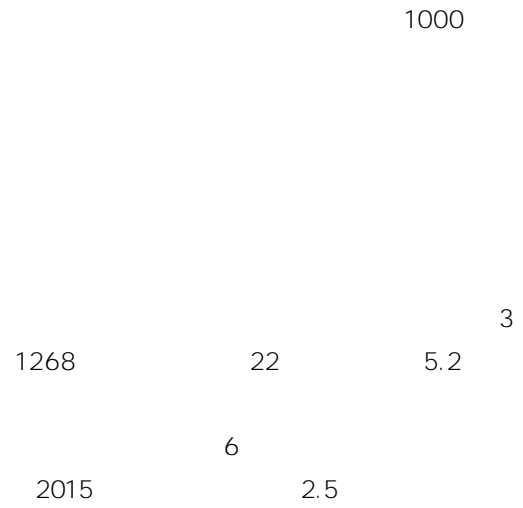


2004 5000t/d  
6  
2010 9  
70%



PDCA

KPI



GB4915- 2013



ISO 9001



2012  
13




2016

2014




60

2007



---



BAYAH 10000

LEBAK BAYAH GAMA  
PT. Cemindo Gemilang

4.268

32

EPC



BAYAH 10000

E P

BAYAH 10000

10 9 20



58

BAYAH 10000

100%


100% 95%

2  
2017 6

2018 10

11000

95%





GAMA

1000

5

4000

6 - 10

5

10 /

11

15

49

54

8

36

54

23

1/4

7.38

7

6

53

346

35.7

5.5

1400

475

108



EPC

20%      9%      15%

BAYAH

60      Ciwandan      100

GAMA      Gresik      100

style

“ ”

2014 2016

2016  
7

15  
50

2018  
2017  
2015

2015-



2012



1.

2.

3.



4.





4

863

973

10

535

180

50

22

30

2018

2

32 7  
2.29  
145



7

45 80 34%

# S %



3





2

+ + +N

1

" "

;



# 1958 — 2018



&"



%\$ S" "




#! \* \$" # ("

“

1958

.....

”





.....



%







#+& ) #\*

4260

2.75

#+ ) )

# " " S2%

#+)\*

#+\*#

S&



&S Z D

#L\*#

#+\* S

#++# ( " " "

#++'



+

1992

.....

1998 24

15.98% 20.9%

" 500 "

1993-1995 #

%

1998

#'! \*


2000

%


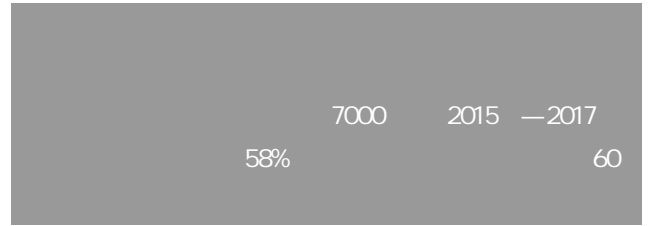
S' " "

#' " "

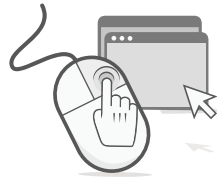




“ ”  
“ ”



“ ”  
“ ”  
“ ”  
“ ”  
“ ”  
“ ”



01



48

04

06

2019

07

5.0

5.0

08

2019 " "

2019

2018

2019

09

05

L Amali

5800

EPC



